
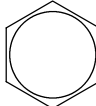
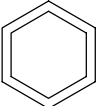
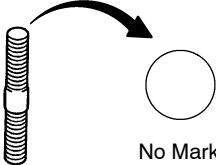
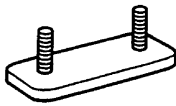

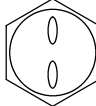
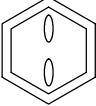

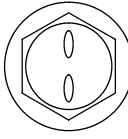
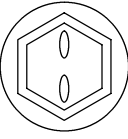













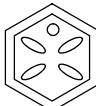


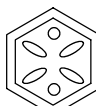


STANDARD BOLT

HOW TO DETERMINE BOLT STRENGTH

SS02S-01

Bolt Type				Class
Hexagon Head Bolt		Stud Bolt	Weld Bolt	
Normal Recess Bolt	Deep Recess Bolt			
  No Mark	 No Mark	 No Mark		4T
 				5T
  w/Washer	 w/Washer			6T
 	 			7T
		 		8T
				9T
	 			10T
	 			11T

B06431