

■ TORQUE CONVERTER

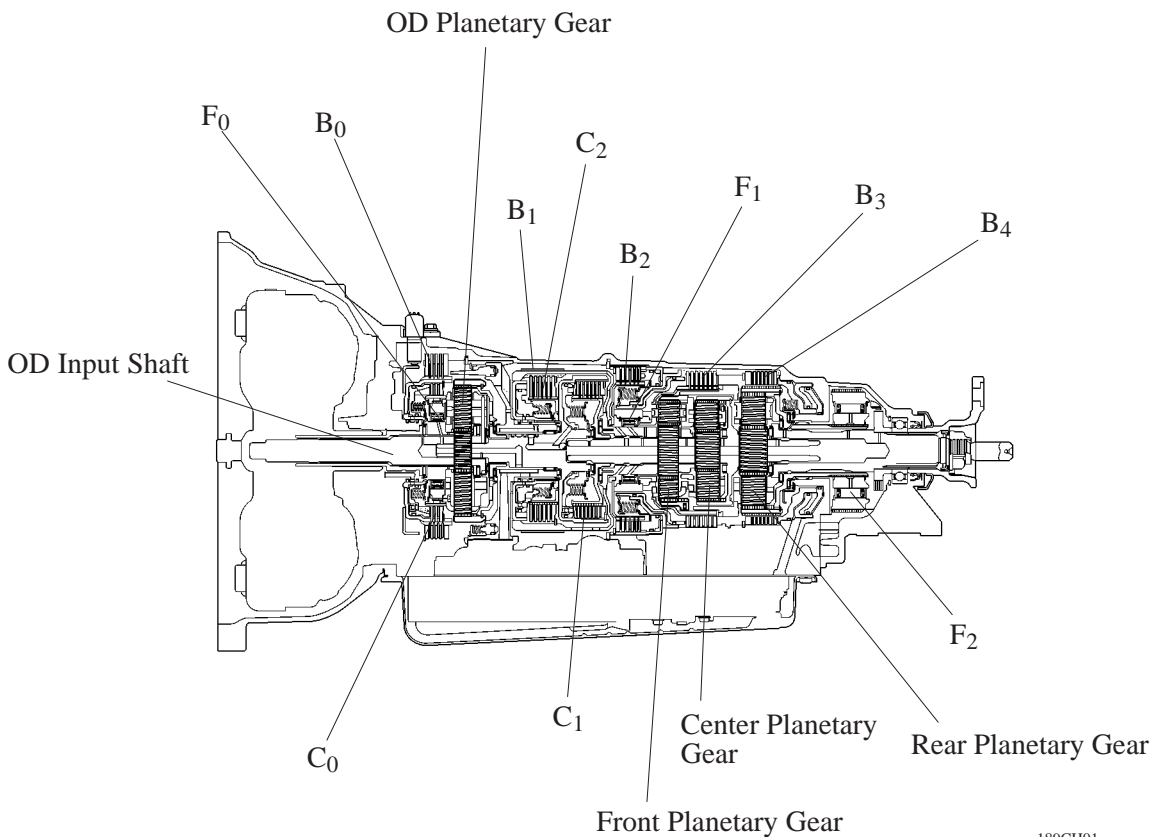
We are strengthening parts, raising efficiency and improving fuel consumption with the use of the new 3UZ-FE engine. The torque converter clutch supports flex lock-up clutch control, thus improving the fuel economy.

■ PLANETARY GEAR UNIT

1. General

The planetary gear unit of the A650E automatic transmission that has been adopted on the new LS430 is based on the A650E of the previous LS400.

Along with the increased output of the engine, we have optimized the specifications of the clutches and brakes. Additionally, mechanical loss has been reduced and fuel consumption improved.



► Specifications ◀

Model			New LS430	Previous LS400	
Torque Converter		Stall Torque Ratio	1.85	1.90	
Planetary Gear Unit	C ₀	OD Direct Clutch	The No. of Discs	2	←
	C ₁	Forward Clutch		6	←
	C ₂	Direct Clutch		5	←
	B ₀	OD Brake		4	←
	B ₁	3rd Coast Brake	Band Width mm (in.)	40 (1.57)	←
	B ₂	3rd Brake	The No. of Discs	5	←
	B ₃	2nd Brake		6	5
	B ₄	1st & Reverse Brake		6	←
	F ₀	OD One-Way Clutch	The No. of Sprags	24	←
	F ₁	No. 1 One-Way Clutch		20	←
	F ₂	No. 2 One-Way Clutch		24	←
	OD Planetary Gear	The No. of Sun Gear Teeth		31	←
		The No. of Pinion Gear Teeth		32	←
		The No. of Ring Gear Teeth		95	←
	Front Planetary Gear	The No. of Sun Gear Teeth		41	←
The No. of Pinion Gear Teeth		16	←		
The No. of Ring Gear Teeth		73	←		
Center Planetary Gear	The No. of Sun Gear Teeth		31	←	
	The No. of Pinion Gear Teeth		21	←	
	The No. of Ring Gear Teeth		73	←	
Rear Planetary Gear	The No. of Sun Gear Teeth		28	←	
	The No. of Pinion Gear Teeth		19	←	
	The No. of Ring Gear Teeth		66	←	

CH

2. Motive Power Transmission

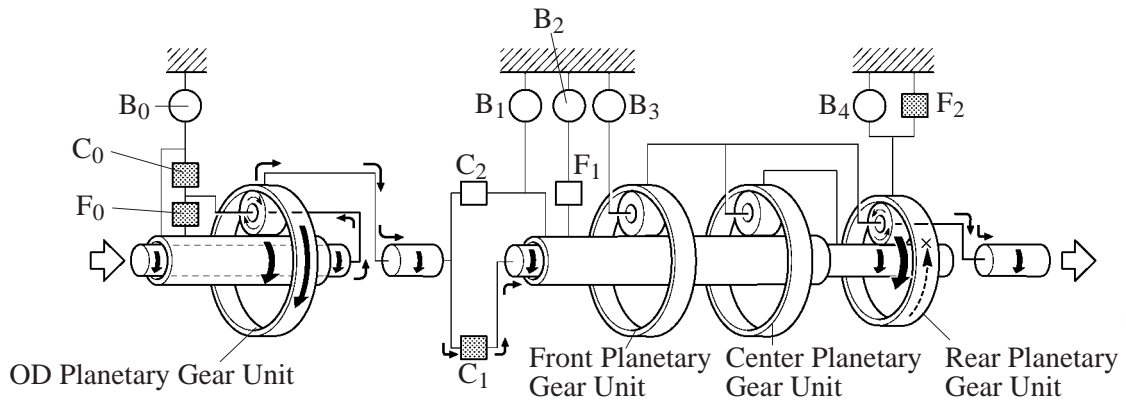
► Operating Conditions ◀

Shift Lever Position	Gear	Solenoid Valve No. 1	Solenoid Valve No. 2	Solenoid Valve No. 3	Solenoid Valve No. 4	C ₀	C ₁	C ₂	B ₀	B ₁	B ₂	B ₃	B ₄	F ₀	F ₁	F ₂
P	Park	ON	OFF	ON	OFF	●										
R	Reverse	ON	OFF	OFF	ON			●	●				●			
N	Neutral	ON	OFF	ON	OFF	●										
D	1st	ON	OFF	ON	OFF	●	●							●		●
	2nd	ON	ON	ON	OFF	●	●					●		●		
	3rd	OFF	ON	OFF	OFF	●	●			●				●	●	
	4th	OFF	OFF	ON	OFF	●	●	●			○			●		
	5th	OFF	OFF	OFF	ON		●	●	●		○					
4	1st	ON	OFF	ON	OFF	●	●							●		●
	2nd	ON	ON	ON	OFF	●	●					●		●		
	3rd	OFF	ON	OFF	OFF	●	●			●				●	●	
	4th	OFF	OFF	ON	OFF	●	●	●			○			●		
3	1st	ON	OFF	ON	OFF	●	●							●		●
	2nd	ON	ON	ON	OFF	●	●					●		●		
	3rd	OFF	ON	ON	OFF	●	●			●	●			●	●	
2	1st	ON	OFF	ON	OFF	●	●							●		●
	2nd	ON	ON	ON	OFF	●	●					●		●		
L	1st	ON	OFF	OFF	OFF	●	●						●	●		●

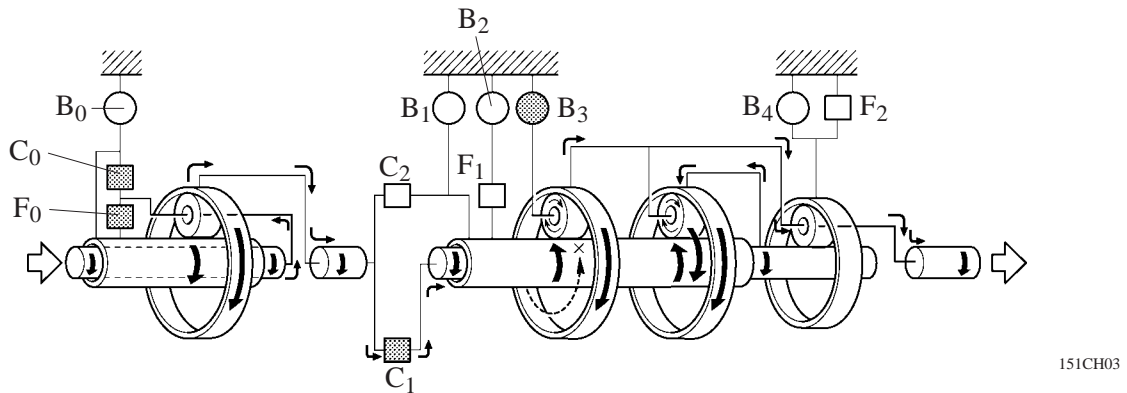
●: Operation

○: Operate but is not related to power transmission

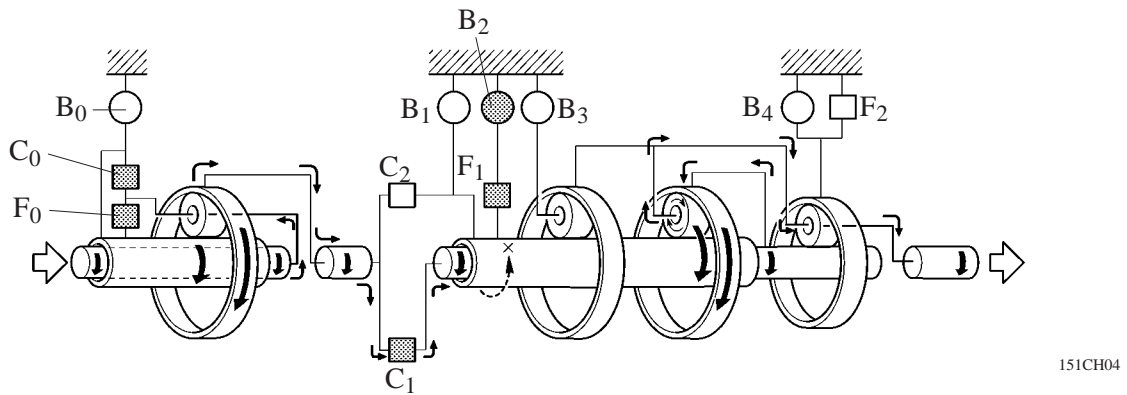
1st Gear (D, 4, 3 or 2 Position)



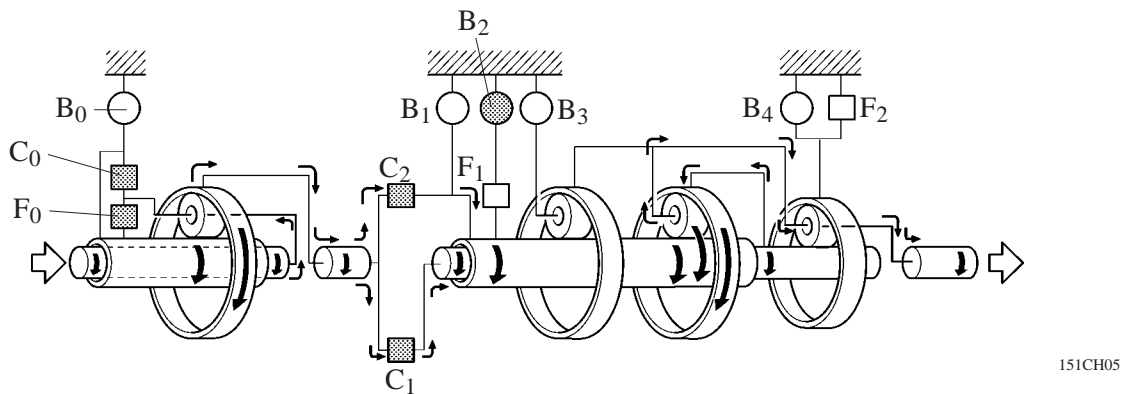
2nd Gear (D, 4, 3 or 2 Position)



3rd Gear (D or 4 Position)

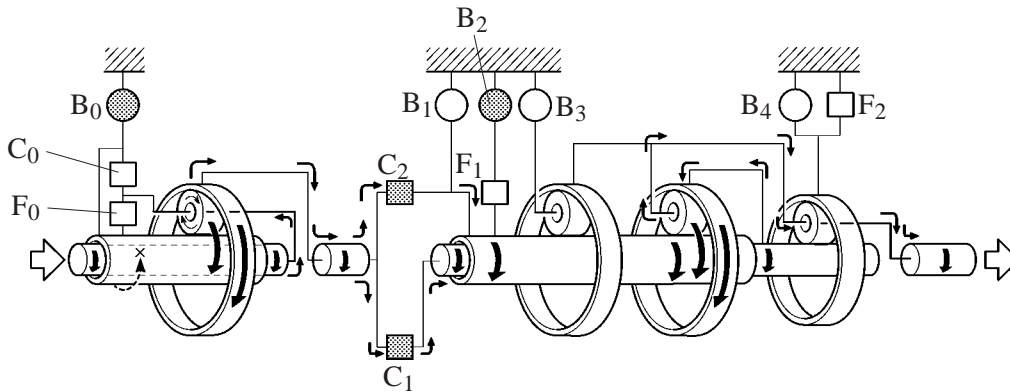


4th Gear (D or 4 Position)



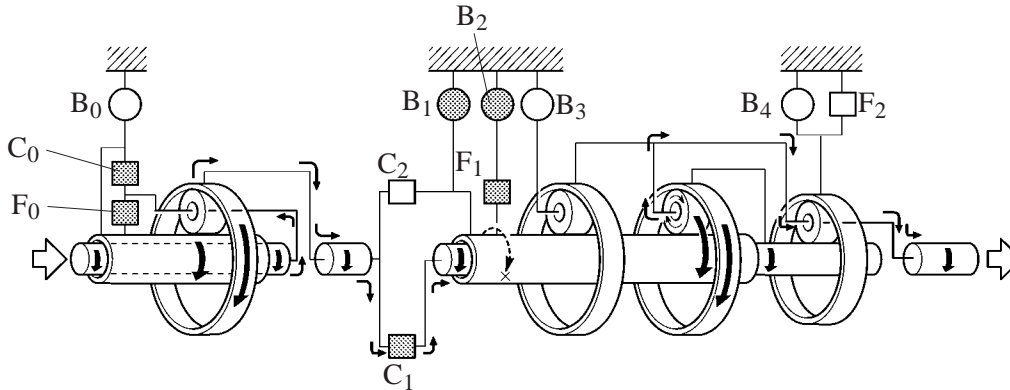
CH

5th Gear (D Position)



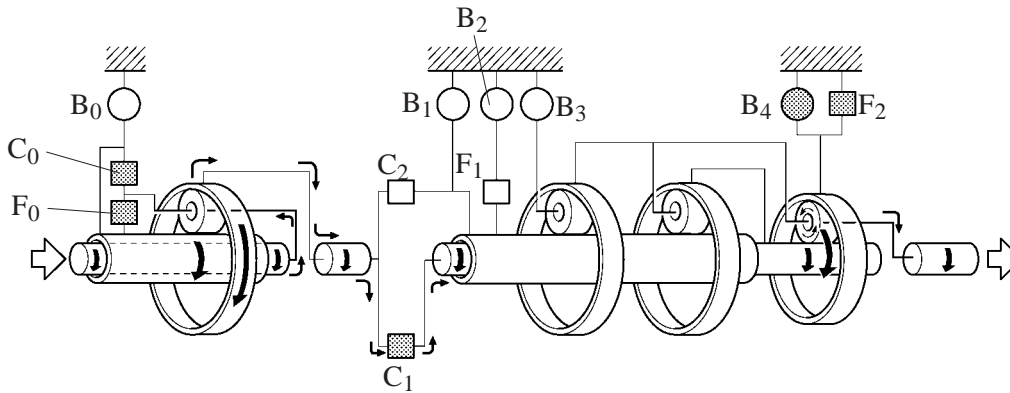
151CH06

3rd Gear (3 Position)



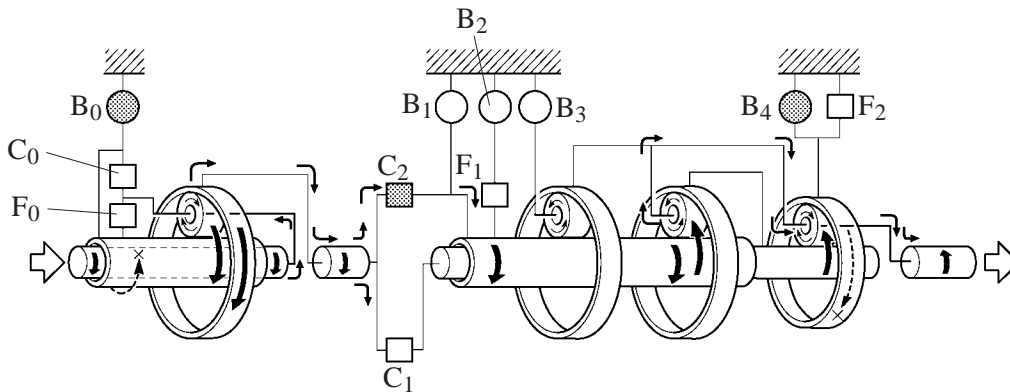
189CH03

1st Gear (L Position)



189CH04

Reverse Gear (R Position)



151CH09